


# VHLP1-80/A



0.3 m | 1 ft ValuLine® High Performance Low Profile Antenna, single-polarized, 71.000 – 86.000 GHz

## Product Classification

<b>Brand</b>	ValuLine®
<b>Product Type</b>	Microwave antenna

## General Specifications

<b>Antenna Type</b>	VHLP - ValuLine® High Performance Low Profile Antenna, single-polarized
<b>Diameter, nominal</b>	0.3 m   1 ft
<b>Polarization</b>	Single

## Electrical Specifications

<b>Beamwidth, Horizontal</b>	0.9 °
<b>Beamwidth, Vertical</b>	0.9 °
<b>Cross Polarization Discrimination (XPD)</b>	25 dB
<b>Electrical Compliance</b>	ETSI 302 217 Class 3
<b>Front-to-Back Ratio</b>	61 dB
<b>Gain, Low Band</b>	43.0 dBi
<b>Gain, Mid Band</b>	43.5 dBi
<b>Gain, Top Band</b>	44.0 dBi
<b>Operating Frequency Band</b>	71.000 – 86.000 GHz
<b>Radiation Pattern Envelope Reference (RPE)</b>	7287A
<b>Return Loss</b>	14.0 dB
<b>VSWR</b>	1.50

## Mechanical Specifications

<b>Fine Azimuth Adjustment</b>	±15°
<b>Fine Elevation Adjustment</b>	±15°
<b>Mounting Pipe Diameter</b>	50 mm–115 mm   2.0 in–4.5 in
<b>Net Weight</b>	6 kg   14 lb
<b>Side Struts, Included</b>	0
<b>Side Struts, Optional</b>	0
<b>Wind Velocity Operational</b>	200 km/h   124 mph

# VHLP1-80/A

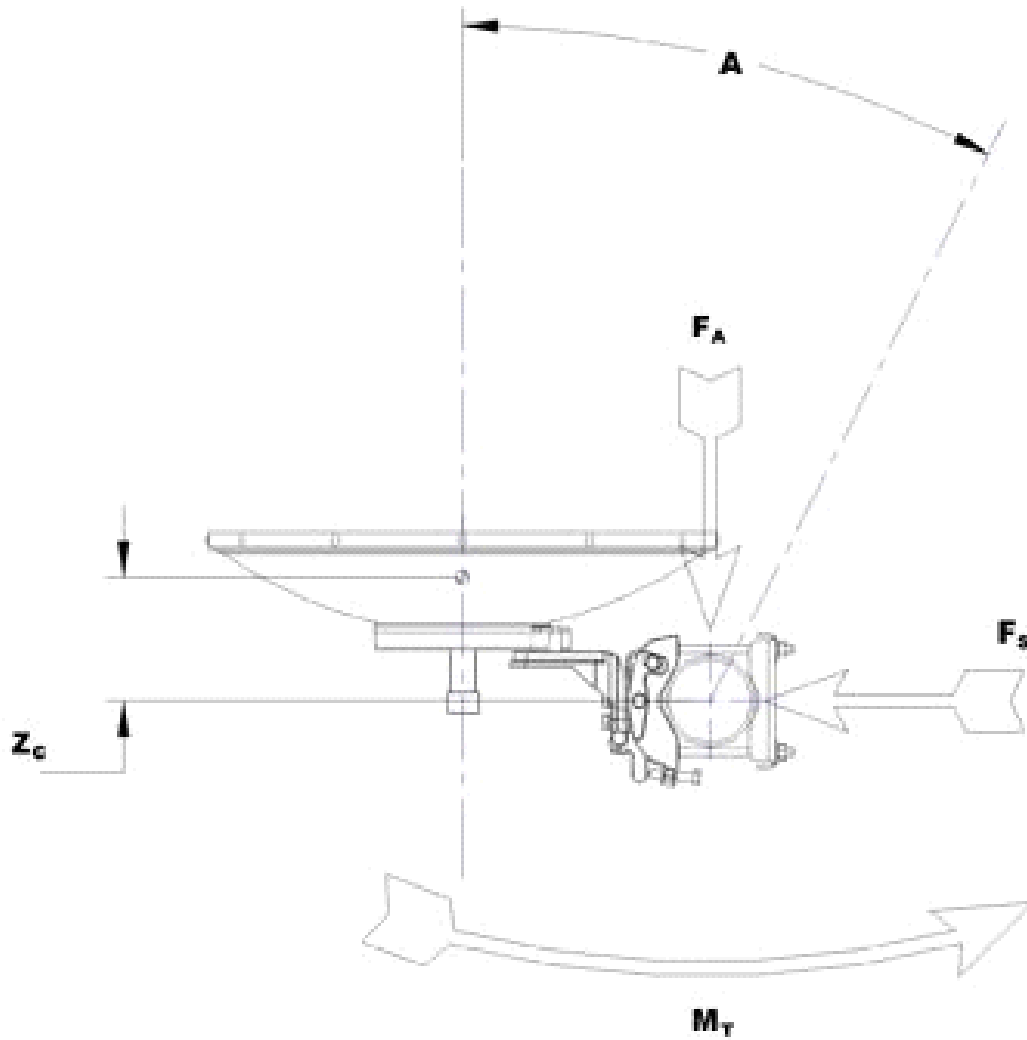
---

**Wind Velocity Survival Rating** 250 km/h | 155 mph

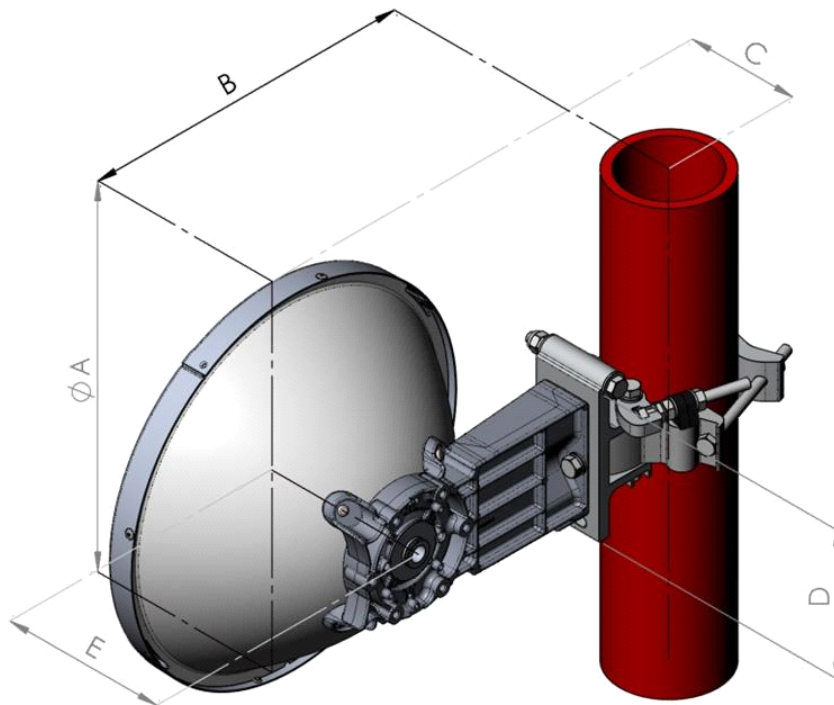
## Wind Forces At Wind Velocity Survival Rating

<b>Axial Force (FA)</b>	445 N   100 lbf
<b>Side Force (FS)</b>	200 N   45 lbf
<b>Twisting Moment (MT)</b>	144 N-m   106 ft lb
<b>Weight with 1/2 in (12 mm) Radial Ice</b>	13 kg   28 lb
<b>Zcg with 1/2 in (12 mm) Radial Ice</b>	54 mm   2 in
<b>Zcg without Ice</b>	28 mm   1 in

Wind Forces At Wind Velocity Survival Rating Image



## Antenna Dimensions And Mounting Information



Dimensions in inches (mm)					
Antenna size, ft (m)	A	B	C	D	E
1 (0.3)	15(382)	12.7(323)	6(151)	6.1(155)	7(177)

## Regulatory Compliance/Certifications

### Agency

ISO 9001:2015

### Classification

Designed, manufactured and/or distributed under this quality management system



## \* Footnotes

<b>Axial Force (FA)</b>	Maximum forces exerted on a supporting structure as a result of wind from the most critical direction for this parameter. The individual maximums specified may not occur simultaneously. All forces are referenced to the mounting pipe.
<b>Cross Polarization Discrimination (XPD)</b>	The difference between the peak of the co-polarized main beam and the maximum cross-polarized signal over an angle twice the 3 dB beamwidth of the co-polarized main beam.
<b>Front-to-Back Ratio</b>	Denotes highest radiation relative to the main beam, at $180^\circ \pm 40^\circ$ , across the band. Production antennas do not exceed rated values by more than 2 dB unless stated otherwise.
<b>Gain, Mid Band</b>	For a given frequency band, gain is primarily a function of antenna size. The gain of Andrew antennas is determined by either gain by comparison or by computer integration of the measured antenna patterns.
<b>Operating Frequency Band</b>	Bands correspond with CCIR recommendations or common allocations used throughout the world. Other ranges can be accommodated on special order.
<b>Radiation Pattern Envelope Reference (RPE)</b>	Radiation patterns define an antenna's ability to discriminate against unwanted signals. Under still dry conditions, production antennas will not have any peak exceeding the current RPE by more than 3dB, maintaining an angular accuracy of $\pm 1^\circ$ throughout
<b>Return Loss</b>	The figure that indicates the proportion of radio waves incident upon the antenna that are rejected as a ratio of those that are accepted.
<b>Side Force (FS)</b>	Maximum side force exerted on the mounting pipe as a result of wind from the most critical direction for this parameter. The individual maximums specified may not occur simultaneously. All forces are referenced to the mounting pipe.
<b>Twisting Moment (MT)</b>	Maximum forces exerted on a supporting structure as a result of wind from the most critical direction for this parameter. The individual maximums specified may not occur simultaneously. All forces are referenced to the mounting pipe.
<b>VSWR</b>	Maximum; is the guaranteed Peak Voltage-Standing-Wave-Ratio within the operating band.
<b>Wind Velocity Operational</b>	The wind speed where the antenna deflection is equal to or less than 0.1 degrees. In the case of ValuLine antennas, it is defined as a maximum deflection of 0.3 x the 3 dB beam width of the antenna.
<b>Wind Velocity Survival Rating</b>	The maximum wind speed the antenna, including mounts and radomes, where applicable, will withstand without permanent deformation. Realignment may be required. This wind speed is applicable to antenna with the specified amount of radial ice.